

# EATON

# Powerware

## Powerware® 5115 IU Rackmount UPS

Product Focus

500-1500 VA



### Features

- 1U rack height conserves valuable rack space
- Unique chassis design adapts to rackmount, wall mount, side cabinet (zero U), and bench top applications
- ABM® Technology significantly extends battery service life
- True sine wave output delivers smooth, continuous power
- Buck and Boost Automatic Voltage Regulation corrects incoming voltage fluctuations
- Load segments enable scheduled shutdowns and extend backup time for critical devices
- Hot-swappable batteries minimize downtime, simplify service and extend service life of UPS
- Standard USB and RS232 serial ports extend communication capacity
- X-Slot™ card communication options extend power management capability
- Power management software (included) ensures data integrity
- Provides investment protection with a two-year limited warranty, 10-year pro-rated warranty, \$150,000 load protection guarantee (U.S. and Canada)

### Product Snapshot

<b>Power Rating:</b>	500-1500 VA
<b>Input/Output Voltage:</b>	120 & 230 Volts AC
<b>Frequency:</b>	50/60 Hz (auto-sensing)
<b>Configurations:</b>	Multi-mount 19 inch rack, 23 inch rack, zero U, & wall mount

The Powerware 5115 Rackmount UPS is the ideal high-density power protection solution ideal for servers, storage systems, network equipment and other critical devices. The slim design and wide range of installation possibilities make the Powerware 5115 Rackmount the most versatile UPS available. Occupying only 1U of rack height, the 5115 conserves valuable rack space for other critical devices while delivering powerful performance.

Unlike other UPSs that use simulated sine wave, the Powerware 5115 Rackmount UPS provides pure sine wave output during battery operation. As a result, the connected devices continue to receive high quality electrical input and operate smoothly even during power outages. In addition, this unique UPS corrects incoming

voltage fluctuations to further protect the connected equipment.

The Powerware 5115 Rackmount UPS incorporates ABM Technology, which doubles battery service life, optimizes recharge time for quick recovery after power outages, and provides advanced warning at the end of useful battery life. When alarm notification indicates that the end of battery life is near, the batteries can be easily hot-swapped without powering down the connected load. User-friendly design allows batteries to be exchanged through the front of the unit.

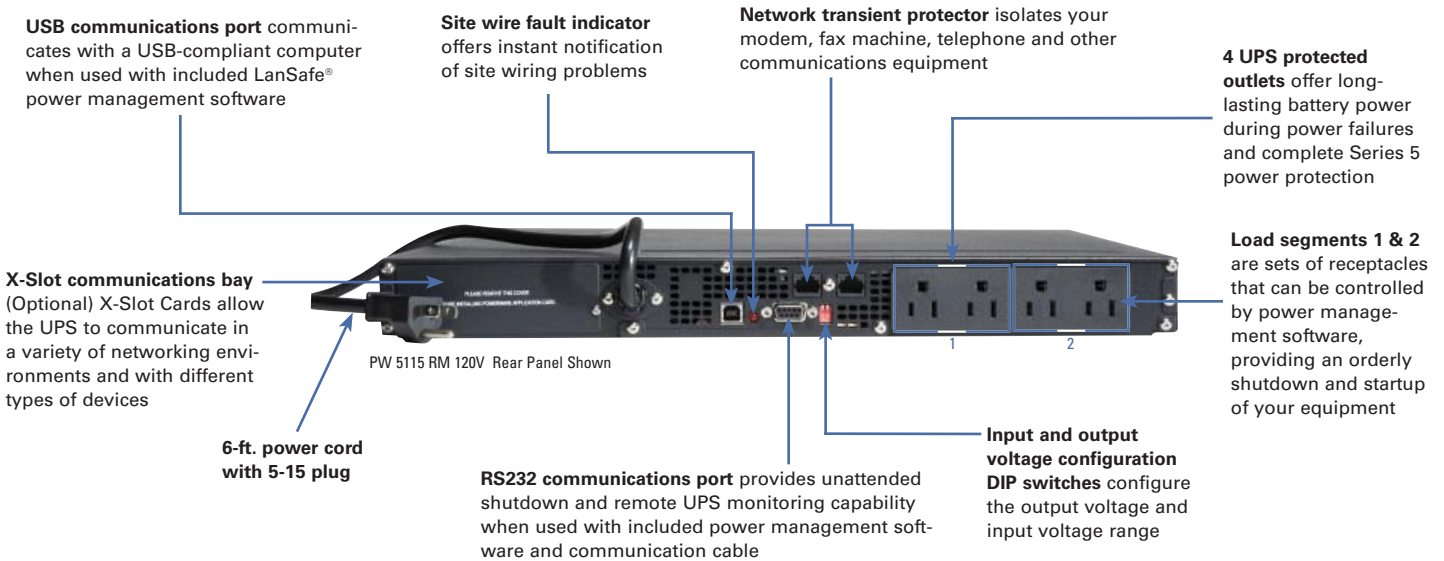

Simple plug-and-play operation makes installing the Powerware 5115 RM UPS fast and easy. The sophisticated communications are flexible, allowing for local, network or remote

monitoring and management. This UPS arrives with the latest version of the Powerware Software Suite with complete cabling, which provides power monitoring and unattended shutdown software. The Powerware 5115 Rackmount UPS additionally comes standard with a USB port, RS232 serial port and X-Slot communication bay to provide further connectivity. In addition, the Network Transient Protector isolates equipment from "back door" power surges traveling through network and phone lines.

With the Powerware 5115 Rackmount UPS, Powerware delivers a best-in-class solution for critical network loads and the growing need for reliable, ultra-compact power protection. All models are manufactured to ISO 9001 standards and meet or exceed worldwide specifications for safety, performance and excellence. Safeguarding against power problems has never been easier.

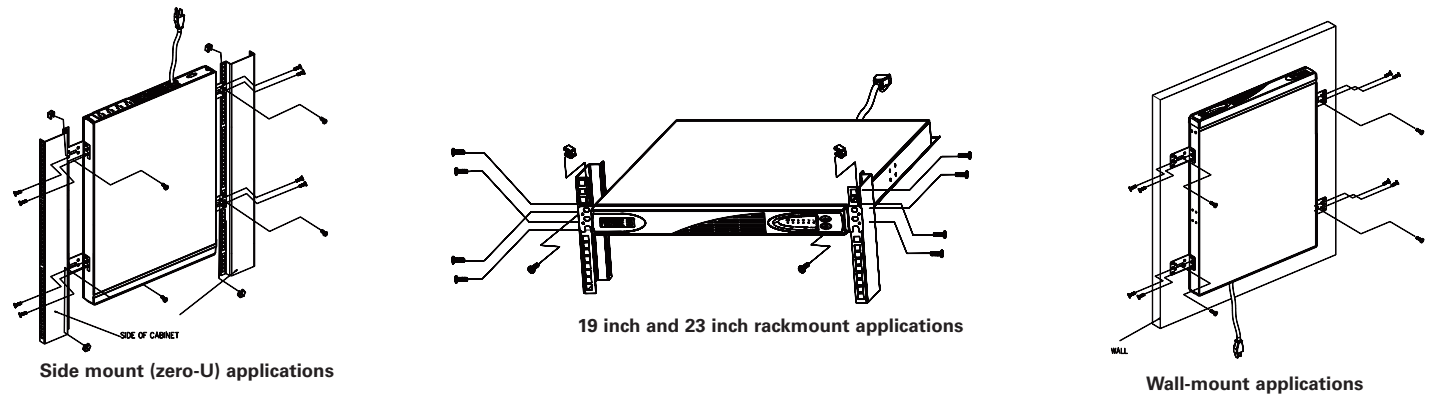
## Powerware 5115 Rackmount Special Features

### Front and Rear Panels



### Mounting Configurations

The Powerware 5115 RM UPS packs the same technology of the tower model into a compact design for various applications. By limiting the rack height (1U) of the UPS, the Powerware 5115 RM saves room for other critical equipment such as servers and disk arrays. Adaptable to rackmount, wall mount, side-mount and bench-top applications, the Powerware 5115 RM is the most versatile UPS available. And all mounting accessories are included with every UPS.



# Battery Features and Runtimes

## Hot-Swappable Batteries

The batteries are easily accessible via the tool-free front access panel. The Powerware 5115 RM UPS allows users to hot-swap batteries without powering down the connected load or removing the unit from the rack. This makes it possible to extend the life of the UPS without returning the unit for service and ensures connected equipment always stays up and running.



Powerware 5115 RM shown with front cover removed and battery sliding out.

## BATTERY RUNTIMES (IN MINUTES)

Load (VA/Watts)	PW5115 500 RM(i)	PW5115 750 RM(i)	PW5115 1000 RM(i)	PW5115 1500 RM(i)
200/130	19	37	41	76
300/190	11	25	29	58
500/320	5	13	15	28
600/400		9	12	21
750/520		6	8	16
900/600			6	11
1000/670			5	9
1200/800				8
1440/1000				5

Battery runtimes are approximate and may vary with equipment, configuration, battery age, temperature, etc.

## Software and Connectivity Options

The industry's most comprehensive software bundle, the Powerware Software Suite, is included with every Powerware 5115 RM UPS.

- Provides advanced power management
- Ensures data integrity
- Enables graceful, unattended shutdown
- Remote monitoring and manageability through SNMP or Web-based networks
- Free updates on [www.powerware.com](http://www.powerware.com)
- Optional X-Slot Communication Cards
  - ConnectUPSTM Web/SNMP Card adds control and monitoring through SNMP/Web-based networks
  - Relay Card adds integration to building management systems
  - USB Card allows UPS to communicate with USB compliant computers

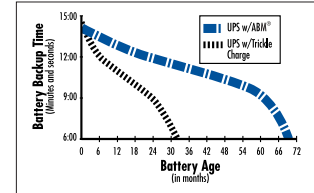


ConnectUPS-X Web/SNMP/xHub Card



Powerware Software Suite

## ABM Technology



Data based upon tests performed by an independent battery manufacturer.

ABM Technology significantly extends battery service life. The lead-acid batteries typically used in a UPS are considered viable as long as they can maintain backup times of at least half that of new batteries. The illustration above shows that batteries that are constantly trickle charged (as are virtually all other UPSs on the market today) reach the end of their useful life in less than half the time of batteries charged using ABM. This unique process uses a proprietary three-stage charging technique that not only doubles battery service life, but also optimizes recharge time and provides up to a 60-day advanced notification of the end of useful battery life.

Order Number	Description
103002974-5501	ConnectUPS-X Web/SNMP/xHub Card
05146508-5501	X-Slot USB Card
1018460	X-Slot Relay Card

# POWERWARE 5115 RACKMOUNT 1U MODEL SELECTION GUIDE

Model Number <sup>1</sup>	Power Rating (VA / Watt)	Input Connection	Output Receptacles <sup>3</sup>	Dimensions H x W x D (in / mm) <sup>4</sup>	Unit Weight (lb/kg)
<b>120 Vac Models<sup>2</sup></b>					
PW5115 RM 500	500 / 320	5-15P	(4) 5-15R	1.73 x 17.3 x 22.8/445 x 440 x 578	35.2/15.9
PW5115 RM 750	750 / 520	5-15P	(4) 5-15R	1.73 x 17.3 x 22.8/445 x 440 x 578	41.4/18.8
PW5115 RM 1000	1000 / 670	5-15P	(4) 5-15R	1.73 x 17.3 x 22.8/445 x 440 x 578	41.4/18.8
PW5115 RM 1500	1440 / 1000	5-15P	(4) 5-15R	1.73 x 17.3 x 22.8/445 x 440 x 578	48.6/22.0
<b>230 Vac Models<sup>2</sup></b>					
PW5115 RM 500i	500 / 320	IEC-320-10A	(4) IEC-320-10A (C13)	1.73 x 17.3 x 22.8/445 x 440 x 578	35.2/15.9
PW5115 RM 750i	750 / 520	IEC-320-10A	(4) IEC-320-10A (C13)	1.73 x 17.3 x 22.8/445 x 440 x 578	41.4/18.8
PW5115 RM 1000i	1000 / 670	IEC-320-10A	(4) IEC-320-10A (C13)	1.73 x 17.3 x 22.8/445 x 440 x 578	41.4/18.8
PW5115 RM 1500i	1500 / 1000	IEC-320-10A	(4) IEC-320-10A (C13)	1.73 x 17.3 x 22.8/445 x 440 x 578	48.6/22.0

1. 50/60 automatic frequency selection. 2. 120V models are 110V, 120V, user-selectable. 230V models are 220V, 230V, 240V user-selectable. 3. divided into (2) Load Segments (receptacle groups). 4. Unit fits into standard 19 & 23 inch racks or can be wall-mounted and zero U rack-mounted. Mounting hardware supplied.

## Technical Specifications<sup>1</sup>

### Electrical Input

Nominal voltage	120V models are 110V or 120V user-selectable; 230V models are 220V, 230V or 240V user-selectable
Input voltage ranges	+/- 20% for nominal voltage at full load for user-selectable voltages
Operating frequency	50/60Hz, Auto-sensing
Frequency range	46-65Hz

### Electrical Output

On utility voltage regulation	-10% to +6% of nominal
On battery voltage regulation	±5% RMS
Voltage wave shape (on battery)	Sine wave
Output protection	Electronic current limit

### Communications

User interface	LED status display with AC power on, load Group, Overload, On Battery and General Alarm indicators, Site Wiring Fault Indicator on rear panel for low volt models.
Audible alarms	For various UPS alarm conditions, including: On Battery, Low Battery, Overload, UPS fault
Network transient protector	UL 497 A, In/out jacks RJ45 (high voltage models network protection) & RJ11 (low voltage models modem protection)
X-Slot optional	ConnectUPS-X Web/SNMP/xHub Card;
Communication cards	USB card ; X-Slot Relay card
Standard communications	1 x RS-232 Serial Port & 1 x USB Port
Cable	6-foot communications cable included
Power Management Software	Powerware Software Suite CD-ROM (bundled with UPS)

1. Specifications are subject to change without notice due to continuing product improvement programs.

### Battery

Battery type	Sealed, lead-acid; maintenance free
Battery run time	See Battery Run Time chart
Battery replacement	Hot-swappable internal batteries
Recharge time	<3 hours to 90% usable capacity
Start-on-battery	Allows start of UPS without utility input

### General

Diagnostics	Self-test @ power up
Transfer time	2-4 ms typical
Dimensions and weights	See Model Selection Guide
Overload (normal operation)	110% overload, shutdown after 3 minutes. 150% overload, shut down 10 cycles

### Environmental

Safety markings	120V Models UL; cUL; 230V Models C-Tick; CE, TUV, cUL, UL
Safety conformance	120V Models: UL 1778; UL497A; cUL (CAN/CSA C22.2, No. 107.1) 230V Models: UL1778, UL 497A (data line only); cUL (CAN/CSA C22.2, No. 107.1); EN 50091-1-1 and IEC 60950
EMC compliance	120V Models: FCC Part 15 subpart J Class A, ICES-003; 230V Models: EN 50091-2. FCC Part 15 subpart J Class A , ICES-003
Operating temperature	0 to 40° C (32 to 104° F)
Storage temperature	-15 to 50° C (5 to 122° F)
Relative humidity	5% to 95% non-condensing
Surge suppression	ANSI C62.41 Category A (formerly IEEE 587)
Audible noise	Less than 40 dBA typical
Altitude	Up to 3000M (10,000 ft) without derating

UNITED STATES  
8609 Six Forks Road  
Raleigh, NC 27615 U.S.A.  
Toll Free: 1.800.356.5794  
or 919.872.3020

www.powerware.com

CANADA  
Ontario: 416.798.0112  
Toll Free: 1.800.461.9166

LATIN AMERICA  
Argentina: 54.11.4343.6323  
Brazil: 55.11.3616.8500  
México: 52.55.5488.5252

EUROPE/MIDDLE EAST/AFRICA  
Denmark: 45.3686.7910  
Finland: 358.94.52.661  
France: 33.1.6012.7400  
Germany: 49.0.7841.604.0  
Italy: 39.02.66.04.05.40  
Norway: 47.23.03.65.50  
Sweden: 46.8.598.940.00  
United Kingdom: 44.1753.608.700

ASIA PACIFIC  
Australia/NZ: 61.2.9693.9366  
China: 86.21.6361.5599  
HK/Korea/Taiwan: 852.2745.6682  
India: 91.11.2649.9414 to 18  
Singapore/SEA: 65.6825.1668

Eaton, Powerware, ABM, X-Slot, and LanSafe are trade names, trademarks and/or service marks of Eaton Corporation or its subsidiaries and affiliates. All other trademarks are property of their respective owners.

© 2007 Eaton Corporation  
All Rights Reserved  
Printed in USA  
5115RFXA  
August 2007

